

# Tuscarawas County: Children Services Profile

June 2023

## County Demographics 2022

<b>Population</b>		92,840
Race	White	96%
	African American	1%
	Multi-racial	3%
	Other	1%
Ethnicity (% Hispanic)		3%
<b>Child Population</b>		21,260
<b>Per Capita Income</b>		\$31,736
<b>Poverty Rate</b>	All Ages	13%
	Children	17%
<b>Grandparents Raising Grandchildren</b>		688

## Agency Response SFY 2023

<b>Reports Screened-In by Agency</b>		420
<b>By Type</b>	Physical Abuse	12%
	Neglect	39%
	Sexual Abuse	12%
	Emotional Maltreatment	0%
	Multiple Allegations	21%
	Family in Need of Services, Dependency, Other	15%
<b>By Category</b>	Abuse or Neglect (Traditional Response)	28%
	Abuse or Neglect (Alternative Response)	57%
	Dependency	5%
	Family in Need of Services	10%
<b>Cases Transferred to Ongoing</b>		30

<b>Children in Custody</b>	<b>SFY 2022</b>	<b>SFY 2023</b>	<b>Change</b>
Total in custody anytime during year	182	196	8%
Rate per 1,000 children	8.6	9.2	8%

## Permanency

<b>Children who gained permanency through</b>	<b>SFY 2022</b>	<b>SFY 2023</b>	<b>Change</b>
Reunification	28	27	-4%
Guardianship	0	0	-
Custody to Relative	7	14	100%
Adoption	25	17	-32%
<b>Children waiting to be adopted</b>	23	28	22%

## Youth Aged Out of Care

	<b>SFY 2022</b>	<b>SFY 2023</b>	<b>Change</b>
Number Aged Out	10	10	0%

## Children Served

	On 7/1/2022		On 7/1/2023	
Total	164		163	
In Custody	114	70%	130	80%
In Home	50	30%	33	20%

## Profile of Children in Custody on 7/1/2023

### Gender

Female	48%
Male	52%

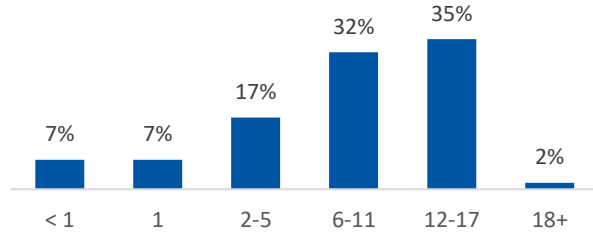
### Race

White	92%
African American	1%
Multiracial	7%
Other	0%

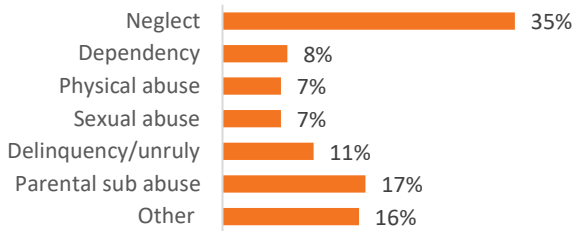
### Ethnicity (% Hispanic)

14%

### Age in Years



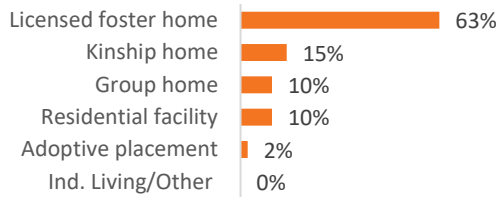
### Primary Reason for Removal



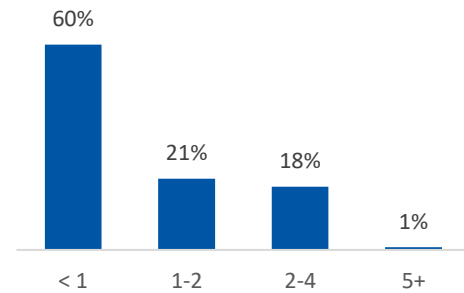
### Type of Custody

Temporary	66%
Permanent	32%
Planned Permanent Living Arrangement	2%

### Placement Type



### Years in Custody



## Profile of Children in Home on 7/1/2023

### Gender

Female	39%
Male	61%

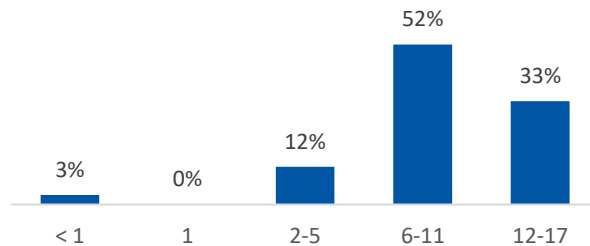
### Race

White	97%
African American	0%
Multiracial	3%
Other	0%

### Ethnicity (% Hispanic)

3%

### Age in Years



### Contact Information

Tuscarawas County Job & Family Services, 389 16th Street S.W.,  
New Philadelphia, OH 44663, (330) 339-7791

For data sources and notes, go to  
<https://www.pcsao.org/pdf/factbook/2023/Sources.pdf>