

# Muskingum County: Children Services Profile

June 2023

## County Demographics 2022

<b>Population</b>		86,393
Race	White	91%
	African American	3%
	Multi-racial	5%
	Other	1%
Ethnicity (% Hispanic)		1%
<b>Child Population</b>		19,438
<b>Per Capita Income</b>		\$31,436
<b>Poverty Rate</b>	All Ages	16%
	Children	21%
<b>Grandparents Raising Grandchildren</b>		630

## Agency Response SFY 2023

<b>Reports Screened-In by Agency</b>		633
<b>By Type</b>	Physical Abuse	9%
	Neglect	21%
	Sexual Abuse	8%
	Emotional Maltreatment	0%
	Multiple Allegations	34%
	Family in Need of Services, Dependency, Other	26%
<b>By Category</b>	Abuse or Neglect (Traditional Response)	54%
	Abuse or Neglect (Alternative Response)	20%
	Dependency	2%
	Family in Need of Services	24%
<b>Cases Transferred to Ongoing</b>		112

<b>Children in Custody</b>	<b>SFY 2022</b>	<b>SFY 2023</b>	<b>Change</b>
Total in custody anytime during year	433	344	-21%
Rate per 1,000 children	22.3	17.7	-21%

## Permanency

<b>Children who gained permanency through</b>	<b>SFY 2022</b>	<b>SFY 2023</b>	<b>Change</b>
Reunification	64	63	-2%
Guardianship	4	5	25%
Custody to Relative	60	65	8%
Adoption	15	13	-13%
<b>Children waiting to be adopted</b>	18	10	-44%

## Youth Aged Out of Care

	<b>SFY 2022</b>	<b>SFY 2023</b>	<b>Change</b>
Number Aged Out	10	14	40%

## Children Served

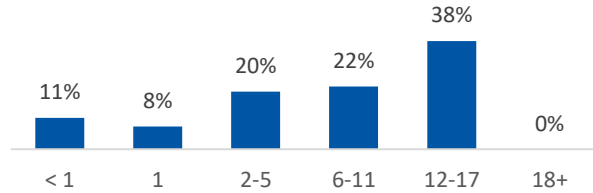
	On 7/1/2022		On 7/1/2023	
Total	453		346	
In Custody	214	47%	162	47%
In Home	239	53%	184	53%

## Profile of Children in Custody on 7/1/2023

### Gender

Female	44%
Male	56%

### Age in Years



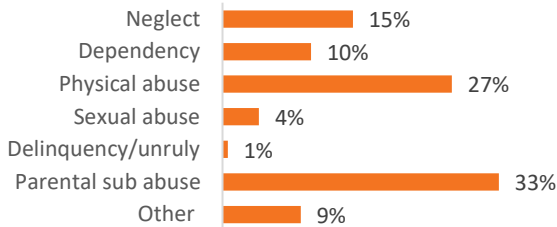
### Race

White	85%
African American	3%
Multiracial	12%
Other	0%

### Ethnicity (% Hispanic)

3%

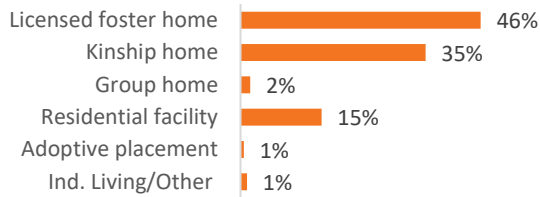
### Primary Reason for Removal



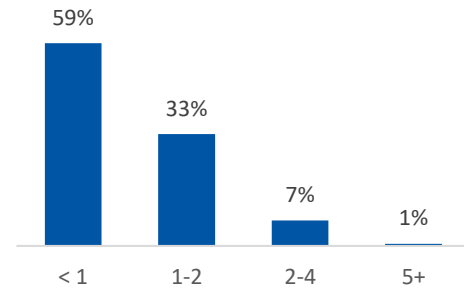
### Type of Custody

Temporary	91%
Permanent	6%
Planned Permanent Living Arrangement	1%

### Placement Type



### Years in Custody

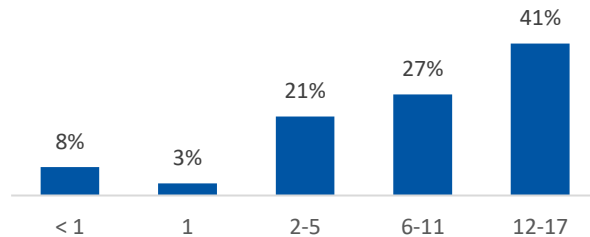


## Profile of Children in Home on 7/1/2023

### Gender

Female	49%
Male	51%

### Age in Years



### Race

White	80%
African American	7%
Multiracial	11%
Other	2%

### Ethnicity (% Hispanic)

1%



### Contact Information

Muskingum County Adult & Child Protective Services,  
205 N. Seventh St, Zanesville, OH 43701, (740) 455-6710

For data sources and notes, go to  
<https://www.pcsao.org/pdf/factbook/2023/Sources.pdf>