

# Morgan County: Children Services Profile

June 2023

## County Demographics 2022

<b>Population</b>		13,851
Race	White	92%
	African American	3%
	Multi-racial	4%
	Other	1%
Ethnicity (% Hispanic)		1%
<b>Child Population</b>		2,881
<b>Per Capita Income</b>		\$25,973
<b>Poverty Rate</b>	All Ages	17%
	Children	22%
<b>Grandparents Raising Grandchildren</b>		180

## Agency Response SFY 2023

<b>Reports Screened-In by Agency</b>		72
<b>By Type</b>	Physical Abuse	24%
	Neglect	35%
	Sexual Abuse	13%
	Emotional Maltreatment	0%
	Multiple Allegations	17%
	Family in Need of Services, Dependency, Other	10%
<b>By Category</b>	Abuse or Neglect (Traditional Response)	35%
	Abuse or Neglect (Alternative Response)	56%
	Dependency	3%
	Family in Need of Services	7%
<b>Cases Transferred to Ongoing</b>		8

<b>Children in Custody</b>	<b>SFY 2022</b>	<b>SFY 2023</b>	<b>Change</b>
Total in custody anytime during year	19	21	11%
Rate per 1,000 children	6.6	7.3	11%

## Permanency

<b>Children who gained permanency through</b>	<b>SFY 2022</b>	<b>SFY 2023</b>	<b>Change</b>
Reunification	5	3	-40%
Guardianship	0	0	-
Custody to Relative	0	1	-
Adoption	0	3	-
<b>Children waiting to be adopted</b>	1	0	-100%

## Youth Aged Out of Care

	<b>SFY 2022</b>	<b>SFY 2023</b>	<b>Change</b>
Number Aged Out	4	0	-100%

## Children Served

	On 7/1/2022		On 7/1/2023	
Total	24		23	
In Custody	10	42%	14	61%
In Home	14	58%	9	39%

## Profile of Children in Custody on 7/1/2023

### Gender

Female	36%
Male	64%

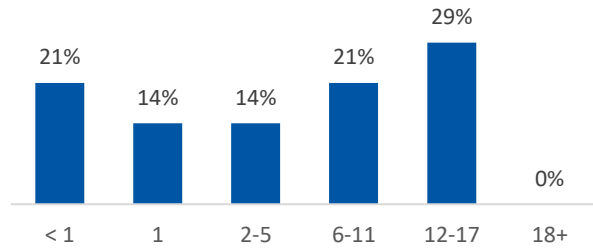
### Race

White	100%
African American	0%
Multiracial	0%
Other	0%

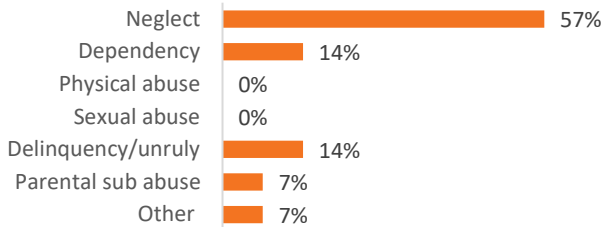
### Ethnicity (% Hispanic)

0%

### Age in Years



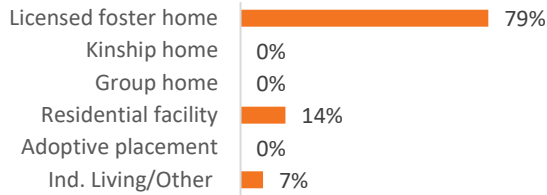
### Primary Reason for Removal



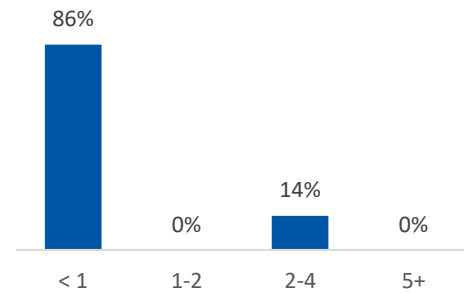
### Type of Custody

Temporary	86%
Permanent	14%
Planned Permanent Living Arrangement	0%

### Placement Type



### Years in Custody



## Profile of Children in Home on 7/1/2023

### Gender

Female	56%
Male	44%

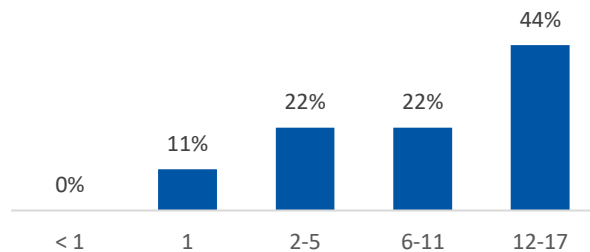
### Race

White	78%
African American	11%
Multiracial	0%
Other	0%

### Ethnicity (% Hispanic)

0%

### Age in Years



### Contact Information

Morgan County Job & Family Services, 155 East Main Street,  
Room 009, McConnellsville, OH 43756, (740) 962-3838

For data sources and notes, go to  
<https://www.pcsao.org/pdf/factbook/2023/Sources.pdf>