

Madison County: Children Services Profile

June 2023

County Demographics 2022

Population		43,961
Race	White	88%
	African American	5%
	Multi-racial	5%
	Other	2%
Ethnicity (% Hispanic)		3%
Child Population		8,792
Per Capita Income		\$33,512
Poverty Rate	All Ages	10%
	Children	15%
Grandparents Raising Grandchildren		272

Agency Response SFY 2023

Reports Screened-In by Agency		321
By Type	Physical Abuse	36%
	Neglect	17%
	Sexual Abuse	14%
	Emotional Maltreatment	3%
	Multiple Allegations	18%
	Family in Need of Services, Dependency, Other	8%
By Category	Abuse or Neglect (Traditional Response)	26%
	Abuse or Neglect (Alternative Response)	66%
	Dependency	2%
	Family in Need of Services	6%
Cases Transferred to Ongoing		39

Children in Custody	SFY 2022	SFY 2023	Change
Total in custody anytime during year	45	49	9%
Rate per 1,000 children	5.1	5.6	9%

Permanency

Children who gained permanency through	SFY 2022	SFY 2023	Change
Reunification	14	7	-50%
Guardianship	0	0	-
Custody to Relative	2	4	100%
Adoption	1	5	400%
Children waiting to be adopted	4	7	75%

Youth Aged Out of Care

	SFY 2022	SFY 2023	Change
Number Aged Out	2	3	50%

Children Served

	On 7/1/2022		On 7/1/2023	
Total	55		54	
In Custody	25	45%	27	50%
In Home	30	55%	27	50%

Profile of Children in Custody on 7/1/2023

Gender

Female	52%
Male	48%

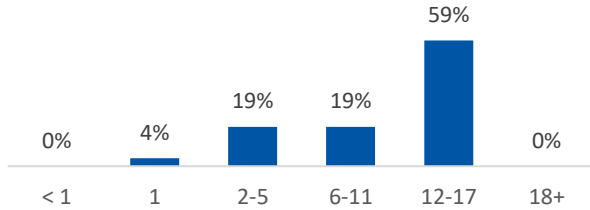
Race

White	67%
African American	7%
Multiracial	26%
Other	0%

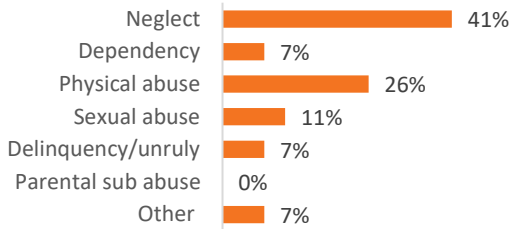
Ethnicity (% Hispanic)

4%

Age in Years



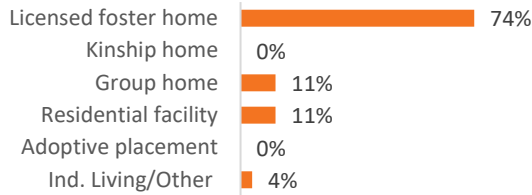
Primary Reason for Removal



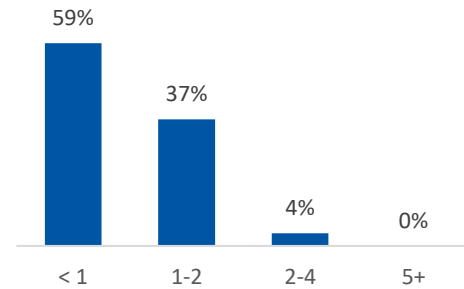
Type of Custody

Temporary	89%
Permanent	11%
Planned Permanent Living Arrangement	0%

Placement Type



Years in Custody



Profile of Children in Home on 7/1/2023

Gender

Female	52%
Male	48%

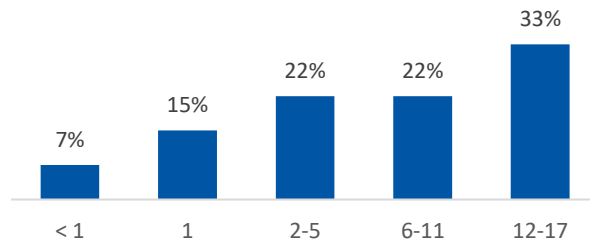
Race

White	78%
African American	0%
Multiracial	22%
Other	0%

Ethnicity (% Hispanic)

4%

Age in Years



Contact Information

Madison County Job & Family Services, 200 Midway St,
London, OH 43140, (740) 852-4770

For data sources and notes, go to
<https://www.pcsao.org/pdf/factbook/2023/Sources.pdf>