

# Jefferson County: Children Services Profile

June 2023

## County Demographics 2022

<b>Population</b>	65,280	
Race	White	90%
	African American	5%
	Multi-racial	3%
	Other	1%
Ethnicity (% Hispanic)	2%	
<b>Child Population</b>	12,534	
<b>Per Capita Income</b>	\$30,501	
Poverty Rate	All Ages	18%
	Children	28%
<b>Grandparents Raising Grandchildren</b>	622	

## Agency Response SFY 2023

<b>Reports Screened-In by Agency</b>	244	
By Type	Physical Abuse	23%
	Neglect	22%
	Sexual Abuse	14%
	Emotional Maltreatment	0%
	Multiple Allegations	5%
	Family in Need of Services, Dependency, Other	34%
By Category	Abuse or Neglect (Traditional Response)	30%
	Abuse or Neglect (Alternative Response)	37%
	Dependency	16%
	Family in Need of Services	18%
<b>Cases Transferred to Ongoing</b>	37	

Children in Custody	SFY 2022	SFY 2023	Change
Total in custody anytime during year	102	95	-7%
Rate per 1,000 children	8.1	7.6	-7%

## Permanency

Children who gained permanency through	SFY 2022	SFY 2023	Change
Reunification	15	8	-47%
Guardianship	1	0	-100%
Custody to Relative	15	2	-87%
Adoption	4	14	250%
<b>Children waiting to be adopted</b>	8	18	125%

## Youth Aged Out of Care

	SFY 2022	SFY 2023	Change
Number Aged Out	2	2	0%

## Children Served

	On 7/1/2022		On 7/1/2023	
Total	155		146	
In Custody	62	40%	67	46%
In Home	93	60%	79	54%

## Profile of Children in Custody on 7/1/2023

### Gender

Female	46%
Male	54%

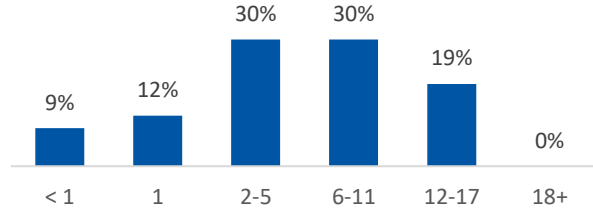
### Race

White	73%
African American	4%
Multiracial	22%
Other	0%

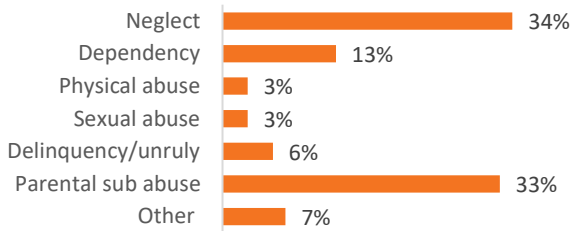
### Ethnicity (% Hispanic)

1%

### Age in Years



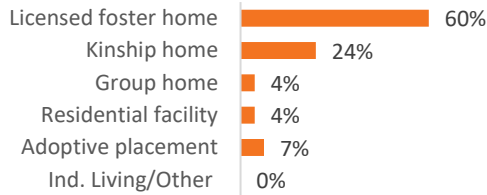
### Primary Reason for Removal



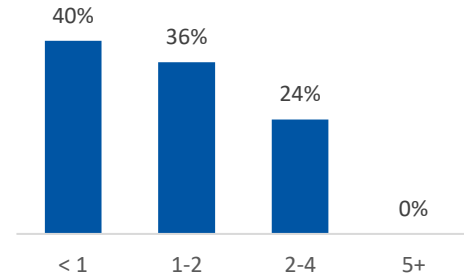
### Type of Custody

Temporary	67%
Permanent	21%
Planned Permanent Living Arrangement	10%

### Placement Type



### Years in Custody



## Profile of Children in Home on 7/1/2023

### Gender

Female	51%
Male	49%

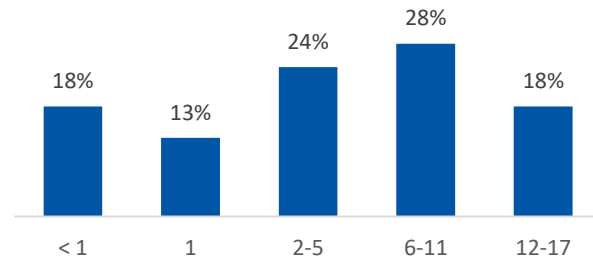
### Race

White	72%
African American	16%
Multiracial	11%
Other	0%

### Ethnicity (% Hispanic)

4%

### Age in Years



### Contact Information

Jefferson County Job & Family Services, 125 South  
5th Street, Steubenville, OH 43952, (740) 282-0961

For data sources and notes, go to  
<https://www.pcsao.org/pdf/factbook/2023/Sources.pdf>