

Cuyahoga County: Children Services Profile

June 2023

County Demographics 2022

Population		1,256,620
Race	White	60%
	African American	29%
	Multi-racial	6%
	Other	5%
Ethnicity (% Hispanic)		7%
Child Population		257,607
Per Capita Income		\$39,807
Poverty Rate	All Ages	17%
	Children	24%
Grandparents Raising Grandchildren		8,003

Agency Response SFY 2023

Reports Screened-In by Agency		11,660
By Type	Physical Abuse	36%
	Neglect	23%
	Sexual Abuse	7%
	Emotional Maltreatment	0%
	Multiple Allegations	20%
	Family in Need of Services, Dependency, Other	12%
By Category	Abuse or Neglect (Traditional Response)	85%
	Abuse or Neglect (Alternative Response)	3%
	Dependency	7%
	Family in Need of Services	5%
Cases Transferred to Ongoing		889

Children in Custody	SFY 2022	SFY 2023	Change
Total in custody anytime during year	3,742	3,333	-11%
Rate per 1,000 children	14.5	12.9	-11%

Permanency

Children who gained permanency through	SFY 2022	SFY 2023	Change
Reunification	722	526	-27%
Guardianship	20	19	-5%
Custody to Relative	314	238	-24%
Adoption	188	165	-12%
Children waiting to be adopted	733	774	6%

Youth Aged Out of Care

	SFY 2022	SFY 2023	Change
Number Aged Out	140	136	-3%

Children Served

	On 7/1/2022		On 7/1/2023	
Total	3,821		3,444	
In Custody	2,374	62%	2,238	65%
In Home	1,447	38%	1,206	35%

Profile of Children in Custody on 7/1/2023

Gender

Female	48%
Male	52%

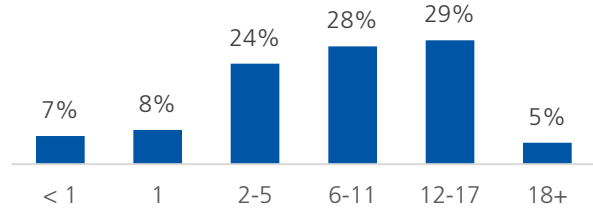
Race

White	25%
African American	61%
Multiracial	14%
Other	0%

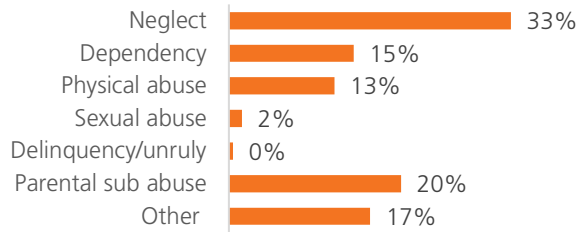
Ethnicity (% Hispanic)

8%

Age in Years



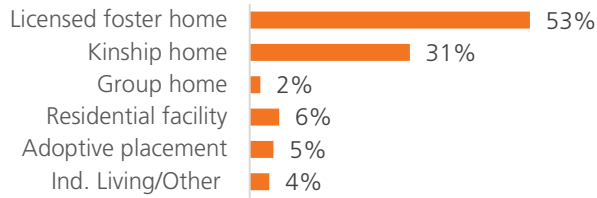
Primary Reason for Removal



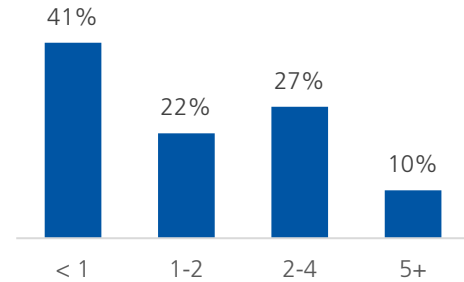
Type of Custody

Temporary	56%
Permanent	41%
Planned Permanent Living Arrangement	3%

Placement Type



Years in Custody



Profile of Children in Home on 7/1/2023

Gender

Female	51%
Male	49%

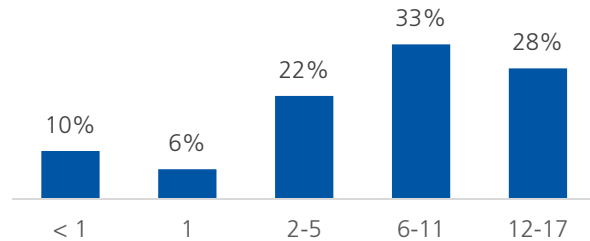
Race

White	23%
African American	64%
Multiracial	12%
Other	0%

Ethnicity (% Hispanic)

8%

Age in Years



Contact Information

Cuyahoga County Division of Children & Family Services, 3955 Euclid Ave. Room 121-E, Cleveland, OH 44113, (216) 431-4500

For data sources and notes, go to <https://www.pcsao.org/pdf/factbook/2023/Sources.pdf>