

Columbiana County: Children Services Profile

June 2023

County Demographics 2022

| | | |
|---|------------------|----------|
| Population | | 101,723 |
| Race | White | 94% |
| | African American | 2% |
| | Multi-racial | 3% |
| | Other | 1% |
| Ethnicity (% Hispanic) | | 2% |
| Child Population | | 20,446 |
| Per Capita Income | | \$30,553 |
| Poverty Rate | All Ages | 13% |
| | Children | 19% |
| Grandparents Raising Grandchildren | | 906 |

Agency Response SFY 2023

| | | |
|--------------------------------------|---|-----|
| Reports Screened-In by Agency | | 550 |
| By Type | Physical Abuse | 22% |
| | Neglect | 20% |
| | Sexual Abuse | 13% |
| | Emotional Maltreatment | 0% |
| | Multiple Allegations | 32% |
| | Family in Need of Services, Dependency, Other | 10% |
| By Category | Abuse or Neglect (Traditional Response) | 40% |
| | Abuse or Neglect (Alternative Response) | 50% |
| | Dependency | 4% |
| | Family in Need of Services | 6% |
| Cases Transferred to Ongoing | | 69 |

| Children in Custody | SFY 2022 | SFY 2023 | Change |
|--------------------------------------|-----------------|-----------------|---------------|
| Total in custody anytime during year | 90 | 119 | 32% |
| Rate per 1,000 children | 4.4 | 5.8 | 32% |

Permanency

| Children who gained permanency through | SFY 2022 | SFY 2023 | Change |
|---|-----------------|-----------------|---------------|
| Reunification | 10 | 16 | 60% |
| Guardianship | 1 | 0 | -100% |
| Custody to Relative | 2 | 5 | 150% |
| Adoption | 3 | 3 | 0% |
| Children waiting to be adopted | 11 | 16 | 45% |

Youth Aged Out of Care

| | SFY 2022 | SFY 2023 | Change |
|-----------------|-----------------|-----------------|---------------|
| Number Aged Out | 2 | 2 | 0% |

Children Served

| | On 7/1/2022 | | On 7/1/2023 | |
|------------|-------------|-----|-------------|-----|
| Total | 239 | | 241 | |
| In Custody | 72 | 30% | 80 | 33% |
| In Home | 167 | 70% | 161 | 67% |

Profile of Children in Custody on 7/1/2023

Gender

| | |
|--------|-----|
| Female | 44% |
| Male | 56% |

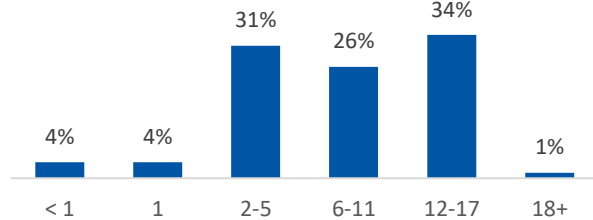
Race

| | |
|------------------|-----|
| White | 68% |
| African American | 1% |
| Multiracial | 31% |
| Other | 0% |

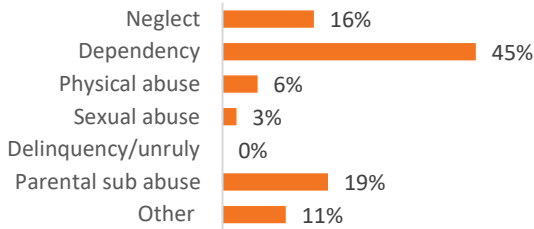
Ethnicity (% Hispanic)

3%

Age in Years



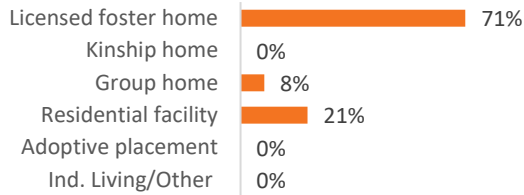
Primary Reason for Removal



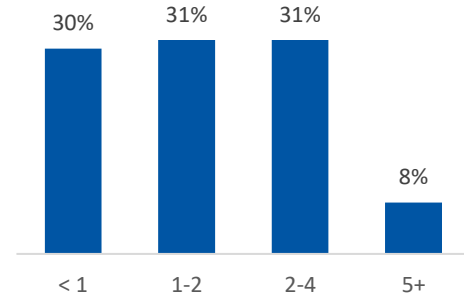
Type of Custody

| | |
|--------------------------------------|-----|
| Temporary | 69% |
| Permanent | 28% |
| Planned Permanent Living Arrangement | 4% |

Placement Type



Years in Custody



Profile of Children in Home on 7/1/2023

Gender

| | |
|--------|-----|
| Female | 50% |
| Male | 50% |

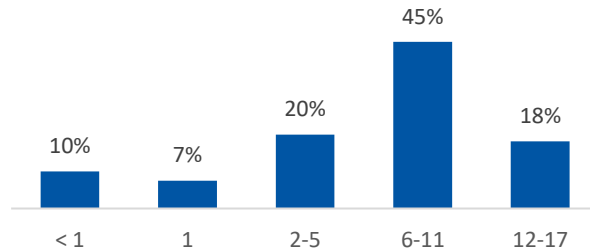
Race

| | |
|------------------|-----|
| White | 90% |
| African American | 0% |
| Multiracial | 9% |
| Other | 0% |

Ethnicity (% Hispanic)

0%

Age in Years



Contact Information

Columbiana County Job & Family Services, 7989 Dickey Dr.
Suite 2, Lisbon, OH 44432, (330) 420-6610

For data sources and notes, go to
<https://www.pcsao.org/pdf/factbook/2023/Sources.pdf>