

# Clinton County: Children Services Profile

June 2023

## County Demographics 2022

<b>Population</b>	42,077	
Race	White	93%
	African American	2%
	Multi-racial	3%
	Other	2%
Ethnicity (% Hispanic)	2%	
<b>Child Population</b>	9,594	
<b>Per Capita Income</b>	\$32,533	
Poverty Rate	All Ages	15%
	Children	21%
<b>Grandparents Raising Grandchildren</b>	832	

## Agency Response SFY 2023

<b>Reports Screened-In by Agency</b>	504	
By Type	Physical Abuse	30%
	Neglect	23%
	Sexual Abuse	11%
	Emotional Maltreatment	2%
	Multiple Allegations	17%
	Family in Need of Services, Dependency, Other	17%
By Category	Abuse or Neglect (Traditional Response)	37%
	Abuse or Neglect (Alternative Response)	47%
	Dependency	3%
	Family in Need of Services	14%
<b>Cases Transferred to Ongoing</b>	86	

Children in Custody	SFY 2022	SFY 2023	Change
Total in custody anytime during year	111	138	24%
Rate per 1,000 children	11.6	14.4	24%

## Permanency

Children who gained permanency through	SFY 2022	SFY 2023	Change
Reunification	11	20	82%
Guardianship	0	0	-
Custody to Relative	7	6	-14%
Adoption	19	24	26%
<b>Children waiting to be adopted</b>	24	16	-33%

## Youth Aged Out of Care

	SFY 2022	SFY 2023	Change
Number Aged Out	3	6	100%

## Children Served

	On 7/1/2022		On 7/1/2023	
Total	152		164	
In Custody	65	43%	84	51%
In Home	87	57%	80	49%

## Profile of Children in Custody on 7/1/2023

### Gender

Female	48%
Male	52%

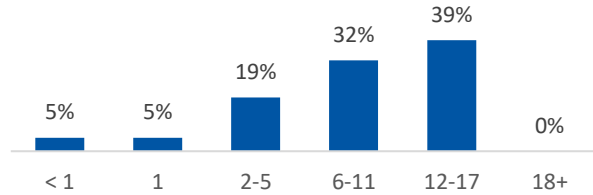
### Race

White	70%
African American	4%
Multiracial	26%
Other	0%

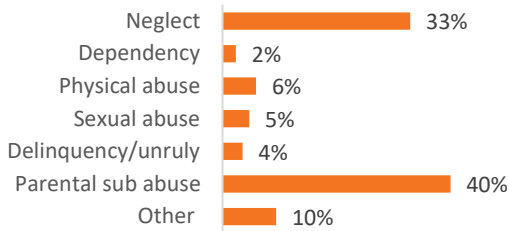
### Ethnicity (% Hispanic)

7%

### Age in Years



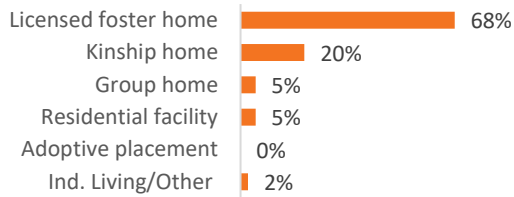
### Primary Reason for Removal



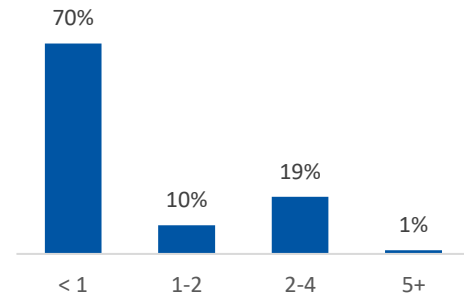
### Type of Custody

Temporary	77%
Permanent	20%
Planned Permanent Living Arrangement	2%

### Placement Type



### Years in Custody



## Profile of Children in Home on 7/1/2023

### Gender

Female	53%
Male	48%

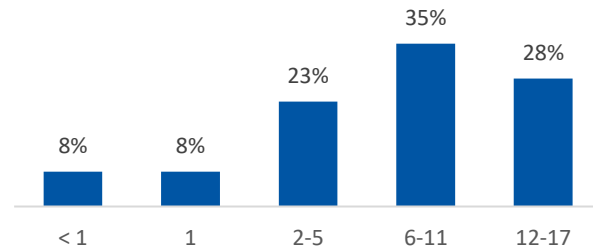
### Race

White	88%
African American	0%
Multiracial	13%
Other	0%

### Ethnicity (% Hispanic)

0%

### Age in Years



### Contact Information

Clinton County Job & Family Services, 1025 S South Street, Ste 400, Wilmington, OH 45177, (937) 382-5726

For data sources and notes, go to <https://www.pcsao.org/pdf/factbook/2023/Sources.pdf>