

# Brown County: Children Services Profile

June 2023

## County Demographics 2022

<b>Population</b>		43,715
Race	White	97%
	African American	1%
	Multi-racial	2%
	Other	1%
Ethnicity (% Hispanic)		1%
<b>Child Population</b>		9,967
<b>Per Capita Income</b>		\$31,823
<b>Poverty Rate</b>	All Ages	16%
	Children	19%
<b>Grandparents Raising Grandchildren</b>		516

## Agency Response SFY 2023

<b>Reports Screened-In by Agency</b>		288
<b>By Type</b>	Physical Abuse	39%
	Neglect	20%
	Sexual Abuse	8%
	Emotional Maltreatment	1%
	Multiple Allegations	9%
	Family in Need of Services, Dependency, Other	21%
<b>By Category</b>	Abuse or Neglect (Traditional Response)	28%
	Abuse or Neglect (Alternative Response)	51%
	Dependency	4%
	Family in Need of Services	17%
<b>Cases Transferred to Ongoing</b>		37

<b>Children in Custody</b>	<b>SFY 2022</b>	<b>SFY 2023</b>	<b>Change</b>
Total in custody anytime during year	107	113	6%
Rate per 1,000 children	10.7	11.3	6%

## Permanency

<b>Children who gained permanency through</b>	<b>SFY 2022</b>	<b>SFY 2023</b>	<b>Change</b>
Reunification	11	14	27%
Guardianship	0	1	-
Custody to Relative	10	28	180%
Adoption	6	14	133%
<b>Children waiting to be adopted</b>	12	12	0%

## Youth Aged Out of Care

	<b>SFY 2022</b>	<b>SFY 2023</b>	<b>Change</b>
Number Aged Out	4	2	-50%

## Children Served

	On 7/1/2022		On 7/1/2023	
Total	138		102	
In Custody	74	54%	53	52%
In Home	64	46%	49	48%

## Profile of Children in Custody on 7/1/2023

### Gender

Female	43%
Male	57%

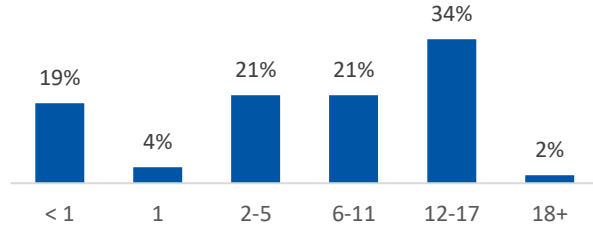
### Race

White	96%
African American	0%
Multiracial	4%
Other	0%

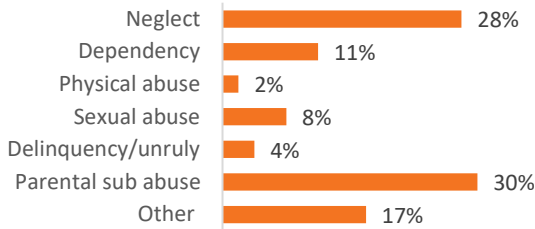
### Ethnicity (% Hispanic)

0%

### Age in Years



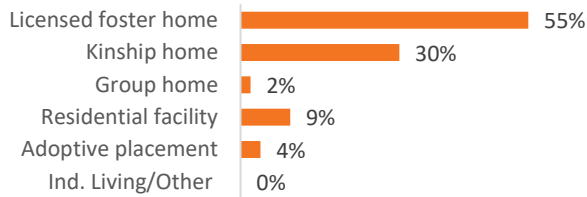
### Primary Reason for Removal



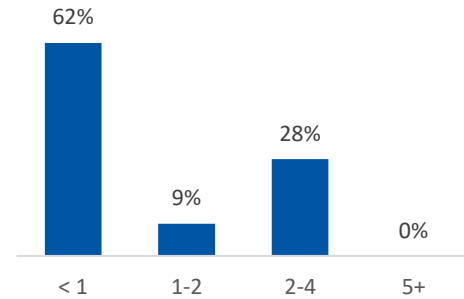
### Type of Custody

Temporary	70%
Permanent	26%
Planned Permanent Living Arrangement	0%

### Placement Type



### Years in Custody



## Profile of Children in Home on 7/1/2023

### Gender

Female	43%
Male	57%

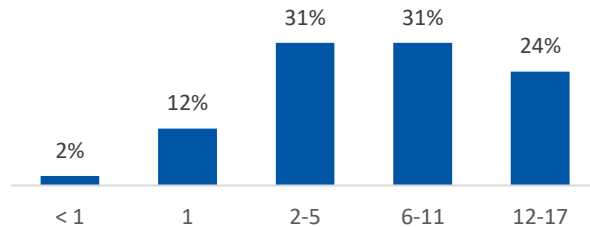
### Race

White	96%
African American	0%
Multiracial	4%
Other	0%

### Ethnicity (% Hispanic)

10%

### Age in Years



### Contact Information

Brown County Job & Family Services, 775 Mt. Orab Pike, Georgetown, OH 45121, (937) 378-6104

For data sources and notes, go to <https://www.pcsao.org/pdf/factbook/2023/Sources.pdf>