

# Athens County: Children Services Profile

June 2023

## County Demographics 2022

<b>Population</b>		61,276
Race	White	91%
	African American	3%
	Multi-racial	4%
	Other	3%
Ethnicity (% Hispanic)		2%
<b>Child Population</b>		9,130
<b>Per Capita Income</b>		\$27,366
<b>Poverty Rate</b>	All Ages	24%
	Children	18%
<b>Grandparents Raising Grandchildren</b>		412

## Agency Response SFY 2023

<b>Reports Screened-In by Agency</b>		674
<b>By Type</b>	Physical Abuse	29%
	Neglect	23%
	Sexual Abuse	10%
	Emotional Maltreatment	2%
	Multiple Allegations	27%
	Family in Need of Services, Dependency, Other	7%
<b>By Category</b>	Abuse or Neglect (Traditional Response)	35%
	Abuse or Neglect (Alternative Response)	58%
	Dependency	4%
	Family in Need of Services	3%
<b>Cases Transferred to Ongoing</b>		86

<b>Children in Custody</b>	<b>SFY 2022</b>	<b>SFY 2023</b>	<b>Change</b>
Total in custody anytime during year	196	194	-1%
Rate per 1,000 children	21.5	21.3	-1%

## Permanency

<b>Children who gained permanency through</b>	<b>SFY 2022</b>	<b>SFY 2023</b>	<b>Change</b>
Reunification	42	35	-17%
Guardianship	0	0	-
Custody to Relative	20	14	-30%
Adoption	14	11	-21%
<b>Children waiting to be adopted</b>	23	17	-26%

## Youth Aged Out of Care

	<b>SFY 2022</b>	<b>SFY 2023</b>	<b>Change</b>
Number Aged Out	4	7	75%

## Children Served

	On 7/1/2022		On 7/1/2023	
Total	235		228	
In Custody	118	50%	130	57%
In Home	117	50%	98	43%

## Profile of Children in Custody on 7/1/2023

### Gender

Female	43%
Male	57%

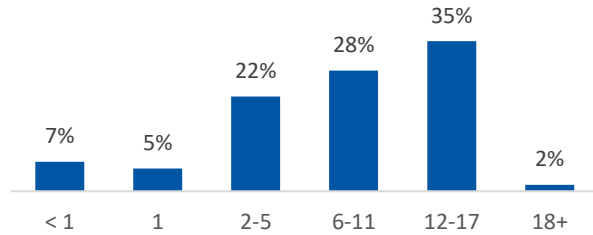
### Race

White	87%
African American	3%
Multiracial	8%
Other	0%

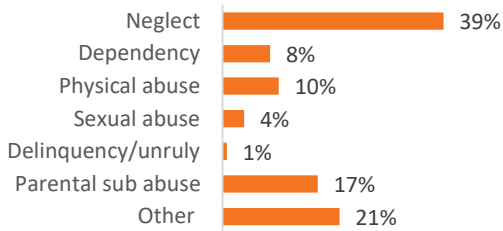
### Ethnicity (% Hispanic)

3%

### Age in Years



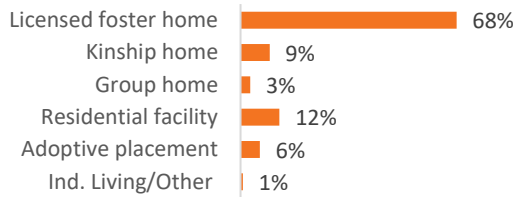
### Primary Reason for Removal



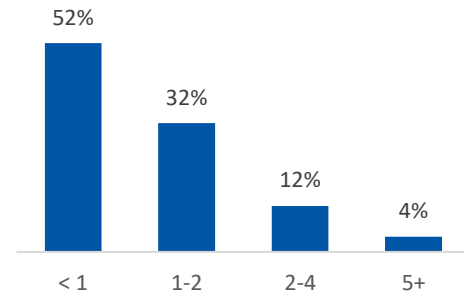
### Type of Custody

Temporary	80%
Permanent	20%
Planned Permanent Living Arrangement	0%

### Placement Type



### Years in Custody



## Profile of Children in Home on 7/1/2023

### Gender

Female	43%
Male	57%

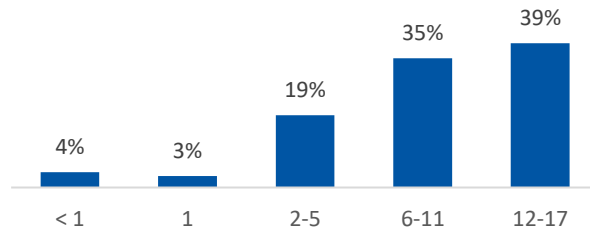
### Race

White	91%
African American	2%
Multiracial	6%
Other	0%

### Ethnicity (% Hispanic)

0%

### Age in Years



### Contact Information

Athens County Children Services, 18 Stonybrook Dr, Athens, OH 45701, (740) 592-3061

For data sources and notes, go to <https://www.pcsao.org/pdf/factbook/2023/Sources.pdf>