

# Ashtabula County: Children Services Profile

June 2023

## County Demographics 2022

<b>Population</b>		97,666
Race	White	90%
	African American	4%
	Multi-racial	5%
	Other	2%
Ethnicity (% Hispanic)		5%
<b>Child Population</b>		21,291
<b>Per Capita Income</b>		\$29,586
<b>Poverty Rate</b>	All Ages	18%
	Children	24%
<b>Grandparents Raising Grandchildren</b>		815

## Agency Response SFY 2023

<b>Reports Screened-In by Agency</b>		732
<b>By Type</b>	Physical Abuse	28%
	Neglect	33%
	Sexual Abuse	15%
	Emotional Maltreatment	1%
	Multiple Allegations	9%
	Family in Need of Services, Dependency, Other	11%
<b>By Category</b>	Abuse or Neglect (Traditional Response)	32%
	Abuse or Neglect (Alternative Response)	57%
	Dependency	4%
	Family in Need of Services	8%
<b>Cases Transferred to Ongoing</b>		69

<b>Children in Custody</b>	<b>SFY 2022</b>	<b>SFY 2023</b>	<b>Change</b>
Total in custody anytime during year	210	221	5%
Rate per 1,000 children	9.9	10.4	5%

## Permanency

<b>Children who gained permanency through</b>	<b>SFY 2022</b>	<b>SFY 2023</b>	<b>Change</b>
Reunification	22	49	123%
Guardianship	8	7	-13%
Custody to Relative	5	17	240%
Adoption	27	8	-70%
<b>Children waiting to be adopted</b>	23	12	-48%

## Youth Aged Out of Care

	<b>SFY 2022</b>	<b>SFY 2023</b>	<b>Change</b>
Number Aged Out	8	8	0%

## Children Served

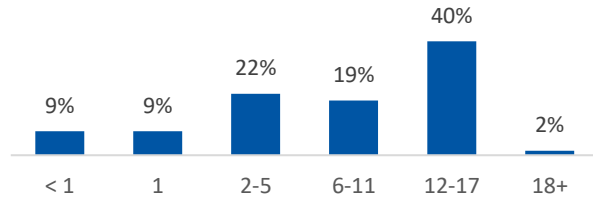
	On 7/1/2022		On 7/1/2023	
Total	233		228	
In Custody	138	59%	129	57%
In Home	95	41%	99	43%

## Profile of Children in Custody on 7/1/2023

### Gender

Female	47%
Male	53%

### Age in Years



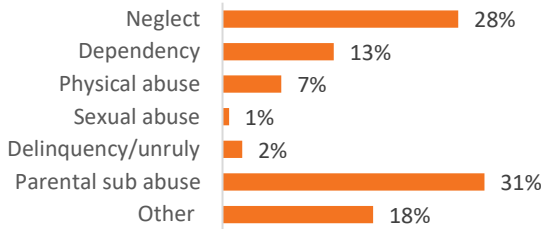
### Race

White	74%
African American	9%
Multiracial	17%
Other	0%

### Ethnicity (% Hispanic)

9%

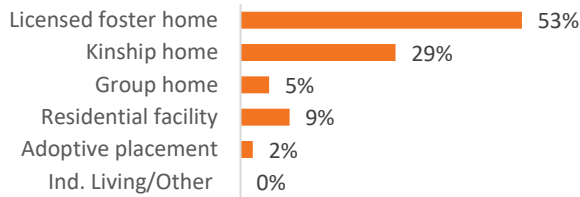
### Primary Reason for Removal



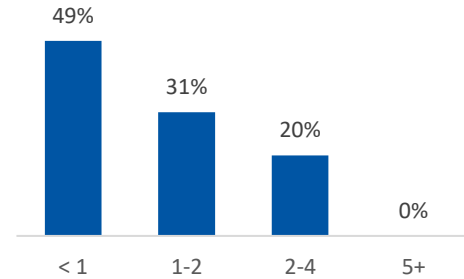
### Type of Custody

Temporary	85%
Permanent	12%
Planned Permanent Living Arrangement	3%

### Placement Type



### Years in Custody

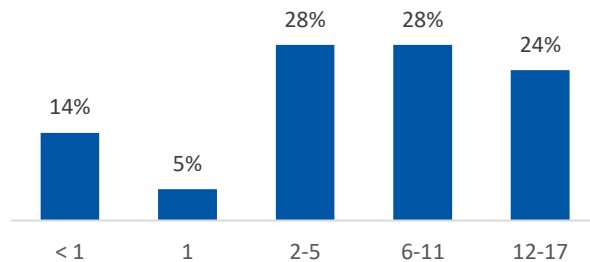


## Profile of Children in Home on 7/1/2023

### Gender

Female	46%
Male	54%

### Age in Years



### Race

White	74%
African American	9%
Multiracial	17%
Other	0%

### Ethnicity (% Hispanic)

6%



### Contact Information

Ashtabula County Children Services, 3914 C Court,  
Ashtabula, OH 44004, (440) 998-1811

For data sources and notes, go to  
<https://www.pcsao.org/pdf/factbook/2023/Sources.pdf>