

# Ashland County: Children Services Profile

June 2023

## County Demographics 2022

<b>Population</b>		52,522
Race	White	96%
	African American	1%
	Multi-racial	3%
	Other	1%
Ethnicity (% Hispanic)		2%
<b>Child Population</b>		11,765
<b>Per Capita Income</b>		\$30,303
<b>Poverty Rate</b>	All Ages	12%
	Children	17%
<b>Grandparents Raising Grandchildren</b>		237

## Agency Response SFY 2023

<b>Reports Screened-In by Agency</b>		285
<b>By Type</b>	Physical Abuse	12%
	Neglect	27%
	Sexual Abuse	8%
	Emotional Maltreatment	2%
	Multiple Allegations	35%
	Family in Need of Services, Dependency, Other	12%
<b>By Category</b>	Abuse or Neglect (Traditional Response)	42%
	Abuse or Neglect (Alternative Response)	46%
	Dependency	3%
	Family in Need of Services	9%
<b>Cases Transferred to Ongoing</b>		36

<b>Children in Custody</b>	<b>SFY 2022</b>	<b>SFY 2023</b>	<b>Change</b>
Total in custody anytime during year	195	125	-36%
Rate per 1,000 children	16.6	10.6	-36%

## Permanency

<b>Children who gained permanency through</b>	<b>SFY 2022</b>	<b>SFY 2023</b>	<b>Change</b>
Reunification	43	14	-67%
Guardianship	1	0	-100%
Custody to Relative	36	6	-83%
Adoption	6	11	83%
<b>Children waiting to be adopted</b>	32	31	-3%

## Youth Aged Out of Care

	<b>SFY 2022</b>	<b>SFY 2023</b>	<b>Change</b>
Number Aged Out	8	10	25%

## Children Served

	On 7/1/2022		On 7/1/2023	
Total	157		160	
In Custody	97	62%	81	51%
In Home	60	38%	79	49%

## Profile of Children in Custody on 7/1/2023

### Gender

Female	54%
Male	46%

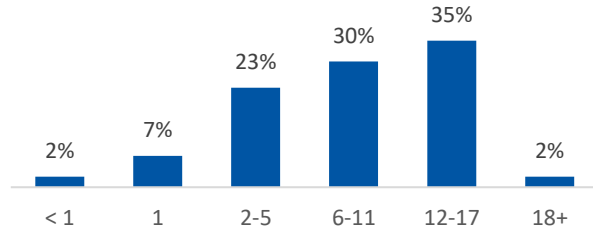
### Race

White	83%
African American	7%
Multiracial	10%
Other	0%

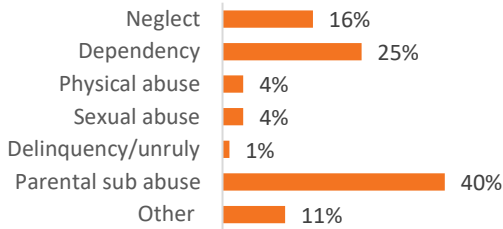
### Ethnicity (% Hispanic)

14%

### Age in Years



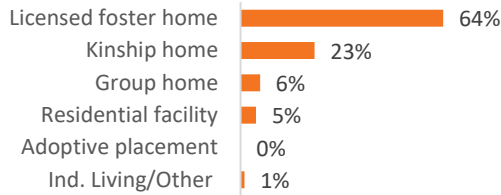
### Primary Reason for Removal



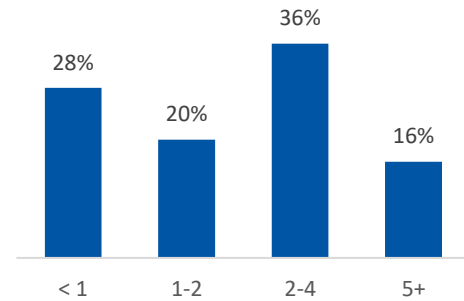
### Type of Custody

Temporary	70%
Permanent	26%
Planned Permanent Living Arrangement	4%

### Placement Type



### Years in Custody



## Profile of Children in Home on 7/1/2023

### Gender

Female	38%
Male	62%

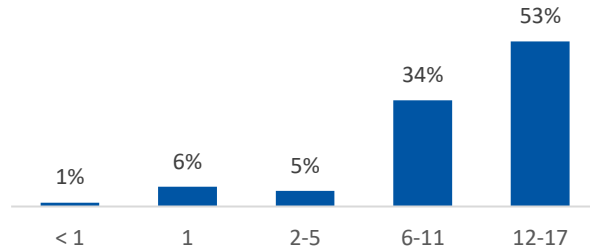
### Race

White	85%
African American	1%
Multiracial	10%
Other	1%

### Ethnicity (% Hispanic)

1%

### Age in Years



### Contact Information

Ashland County Job & Family Services, 15 West Fourth Street, Ashland, OH 44805, (419) 282-5000

For data sources and notes, go to <https://www.pcsao.org/pdf/factbook/2023/Sources.pdf>